



UNITY | 2021



Floorplans



U24MB | Murphy Bed
(Shown with optional Leisure Lounge Plus)



U24FX | FX



U24CB | Corner Bed
(Shown with Standard Dinette)



U24RL | Rear Lounge



U24TB | Twin Bed



U24IB | Island Bed



Unity Murphy Bed shown with optional Leisure Lounge Plus, Sierra Maple cabinetry, Bianco White Overhead Cabinet Door Upgrade, Antarctica Corian®, and Earth Ultraleather®



UNITY | MURPHY BED

UNITY MURPHY BED

Unparalleled Style & Comfort.

The Murphy Bed is the Unity's flagship floorplan, and with its spacious interior it's easy to see why. Featuring the optional patented Leisure Lounge Plus, a larger than queen-size 68" x 76" murphy bed, a pop-up 40" Smart LED TV, curved European cabinetry throughout, and a washroom to make any Class A envious, the Unity Murphy Bed is one big "little" motorhome.

MURPHY BED HIGHLIGHTS

- ◆ Optional Overhead Cabinet Door Upgrade, available in Bianco White (shown) and Grigio Shadow FENIX NTM®.
- ◆ Ultraleather® upholstery and Corian® countertops.
- ◆ The optional patented Leisure Lounge Plus (shown above) system allows multiple seating configurations and includes a large 68" x 76" residential mattress.
- ◆ The spacious lavatory features a large 34" x 34" corner shower with curved glass doors, Corian® inset with integrated storage, LED accent lighting, and a skylight.



Unity FX with Sierra Maple cabinetry, Antarctica Corian®, Mountain Ultraleather®, and Grigio Shadow Overhead Cabinet Door Upgrade.



UNITY FX
Eat. Sleep. Drive. Explore.

The Unity FX's Leisure Lounge System allows you to create a completely customizable living space. For relaxing and living, an endless amount of seating options allows you to live out the good life, while the residential-style sectional sofa provides even more entertainment options when company's coming over.

UNITY FX HIGHLIGHTS

- ◆ Optional FENIX NTM® Matte Overhead Cabinet Door Upgrade, available in Bianco White and Grigio Shadow (shown).
- ◆ Ultraleather® upholstery and Corian® solid surface countertops.
- ◆ The Leisure Lounge system allows multiple seating configurations, includes a large 68" x 76" residential mattress, and additional storage compartments.
- ◆ The rear of the FX features a flexible living space with a residential style sectional sofa and two-stop bathroom door that provides more floor space. The integrated ottoman is the perfect footrest, coffee table, or even a flip-up work desk.



Unity Corner Bed shown with Espresso Brown cabinetry, Fog Ultraleather®, Antarctica Corian®, and Bianco White Overhead Cabinet Door Upgrade. Standard booth dinette shown.



Unity Corner Bed shown with Chestnut Cherry cabinetry, Earth Ultraleather®, and optional Grigio Shadow Overhead Cabinet Door Upgrade. Optional U-Lounge shown.

UNITY CORNER BED

Miles from Ordinary.

The Unity Corner Bed offers all of the comforts and features you would find in a much larger coach, in just over 25'. The booth dinette or optional U-Lounge provides the perfect seating area for dining and entertaining. Across the coach you will find the spacious galley, complete with solid surface Corian® countertop and a pull-out pantry. Whether you are cruising through the city or touring the countryside, you are sure to feel right at home in the Unity Corner Bed.

CORNER BED HIGHLIGHTS

- ◆ With up to four seatbelts, bring your friends or grandkids on the adventure of a lifetime.
- ◆ Near queen-sized (52" x 76") full-time rear corner bed.
- ◆ The front dinette area converts to form a second bed for additional sleeping space.
- ◆ Enjoy your own show with the standard second TV.
- ◆ Optional FENIX NTM® Matte Overhead Cabinet Door Upgrade, available in Bianco White and Grigio Shadow (shown).
- ◆ Ultraleather® upholstery and Corian® solid surface countertops.



Unity Rear Lounge shown with Natural Rift cabinetry, Antarctica Corian®, and Fog Ultraleather®.



UNITY REAR LOUNGE

The Next Generation.

The Unity Rear Lounge represents over a decade of product innovations and sets the stage for the next generation of the Unity. Built on the impressive Sprinter Cab Chassis, the Unity Rear Lounge features a first-of-its-kind innovative layout with two separate living areas, Murphy bed, completely redesigned modern interior, and a host of new technology including the all-new Dometic Interact touchscreen system.

REAR LOUNGE HIGHLIGHTS

- ◆ The spacious rear living area is equipped with an entertainment unit and residential-like sectional sofa where two power recliner seats with built-in footrests provide personalized comfort at the touch of a button.
- ◆ Accent lighting allows for a multitude of atmospheres.
- ◆ Near floor-to-ceiling windows provide an abundance of natural light and immersive views to the outdoors.
- ◆ A 58" x 74" Murphy bed system transforms the area into a luxurious master bedroom.
- ◆ Multiple Touchscreen controls add new levels of convenience to the RVers experience.
- ◆ Road cooking enthusiasts will enjoy the large galley with large countertop and flip-down extension, and premium appliances like the Dometic 10 Series fridge.
- ◆ The dinette comfortably seats four around a removable table, and conveniently converts into an optional bed system.

Creatures of Comfort.

When you are traveling on the open road we know how important it is to get a good rest, at any point in the day. The Unity Island Bed and Twin Bed floorplans offer you the choice between a full-size, walk-around island bed, and twin beds to ensure a great night's sleep and a comfortable place to relax. Featuring a complete three-piece dry bath, extensive storage throughout, and a comfortable living area, the Unity Island Bed or Twin Bed is the perfect touring coach for those extended journeys.

UNITY TWIN BED / ISLAND BED HIGHLIGHTS

- ◆ Twin beds offer impressive storage underneath and can be filled in to form a bed wider than a king-size bed (Unity Twin Bed).
- ◆ Full walk-around 58" x 74" island bed with his and hers wardrobes in a non-slide 25' coach (Unity Island Bed).
- ◆ Optional FENIX NTM® Matte Overhead Cabinet Door Upgrade, available in Bianco White and Grigio Shadow.
- ◆ Optional 45" x 88" inflatable bed for front dinette.
- ◆ Galley features a deep stainless steel sink, two-burner cooktop and a two-door 6.7 ft³ three-way fridge/freezer.
- ◆ An outstanding 63 ft³ of exterior storage and rear pass-through storage compartment (Unity Island Bed).
- ◆ The standard Leisure Lounge Express converts from a dining area with two seats to a cozy chaise lounge with ease.



Unity Island Bed shown with Chestnut Cherry cabinetry, Fog Ultraleather®, Antarctica Corian®, and Bianco White Overhead Cabinet Door Upgrade.



Cabinetry



Espresso Brown
Shown with Bianco White Overhead Cabinet Door Upgrade

Chestnut Cherry
Shown with Bianco White Overhead Cabinet Door Upgrade

Sierra Maple
Shown with Grigio Shadow Overhead Cabinet Door Upgrade

Cashmere (Exclusive to the Unity Rear Lounge)
Shown with Bianco White Overhead Cabinet Door Upgrade

Natural Rift (Exclusive to the Unity Rear Lounge)

Upholstery



Fog Ultraleather®



Earth Ultraleather®



Mountain Ultraleather®

Countertops



Antarctica Corian®



Concrete Corian®



Bianco White
FENIX NTM®



Grigio Shadow
FENIX NTM®

Cabinetry Upgrade

Wheels



Standard
Steel Wheels
With Wheel Simulators



Optional
Alcoa Dura-Bright®
Aluminum Wheels
All 6 Aluminum Wheels,
4 Dura-Bright® Wheels



Champagne



Denim



Euro Sport



Glacier



Graphite



Silver



White Suede

Optional Equipment



Alcoa Dura Bright® Aluminum Wheels
4 Wheels Dura-Bright®, All 6 Aluminum



Exterior Ladder



Exterior Table



Fan Upgrade
Thermal Controlled Fans with Rain Sensor in Galley & Lav (Not available on U24RL)



Generator – 3.2 KW Diesel
c/w Auto Changeover Switch (Not available on U24RL)



Generator – 3.6 KW LP
c/w Auto Start and Auto Changeover Switch



Inflatable Bed for Front Dinette
45" x 88" Sleeping Area (U24RL, U24IB, U24TB only)



Keyless Entrance Door



Leisure Lounge Plus
Dinette c/w 2 Rotating Power Recliners (U24MB only)



Lithium Coach Batteries
Dual 12V Batteries



Macerator Sewage Discharge
c/w Manual Disconnect



Rear Sofa Ultraleather® Upgrade
c/w Hidden Table and Ottoman (U24FX only)



Removable Front Table
Between Captain Chairs (U24CB, U24MB & U24FX only)



Safe




Satellite Dish
Auto Acquisition



U-Lounge Dinette
c/w Easy Lift Table, 40" x 69" Sleeping Area (U24CB only)



200 or 400W Flex Solar Panel
Low Profile c/w Control Panel



4-Point Self-Leveling Jacks

SPRINTER CHASSIS	MB	FX	CB	RL	TB	IB
Mercedes-Benz Sprinter 3500 Dual Rear Wheel Chassis (170" Wheelbase/11,030 lbs GVWR)	S	S	S	S	S	S
220 Amp Alternator	S	S	S	S	S	S
3.0 L V6 Turbo Diesel (188 hp/325 ft/lbs Torque) c/w 7-Speed Auto Transmission	S	S	S	S	S	S
Adaptive Cruise Control	S	S	S	S	S	S
Air Conditioning	S	S	S	S	S	S
Chrome Grille	S	S	S	S	S	S
Concealed Locking Fuel Filler	S	S	S	S	S	S
Driver and Passenger Exterior Courtesy Light	S	S	S	S	S	S
Driving Assist Package c/w Rain Sensing Wiper Assist/Active Braking Assist/Lane Keeping Assist/Traffic Sign Assist	S	S	S	S	S	S
Electronic Stability Control	S	S	S	S	S	S
Integrated Fog Lamps c/w Cornering Light Function	S	S	S	S	S	S
Leather Wrapped Multifunctional Steering Wheel c/w Tilt/Telescopic Function	S	S	S	S	S	S
LED Headlamps c/w High Beam Assist	S	S	S	S	S	S
MBUX 10.25" Touchscreen Multimedia Center c/w AM-FM/Navigation/Voice Control/Smart Phone Integration/Rear View Camera	S	S	S	S	S	S
Passenger Side Sun Visor Mirror	S	S	S	S	S	S
Power Windows and Door Locks	S	S	S	S	S	S
Power/Heated Exterior Mirrors c/w Convex and Turn Signal	S	S	S	S	S	S
Power/Heated Ultraleather® Cab Seats c/w Armrests/Adjustable Lumbar Support/Recline and Swivel Bases	S	S	S	S	S	S
Privacy Drape in Cab	S	S	S	S	S	S
Rear Hitch Receiver with 7-Pin Connector	S	S	S	S	S	S
Rear View Mirror	S	S	S	S	S	S
Removable Carpeted Floor Mat	S	S	S	S	S	S
Wheel Simulators	S	S	S	S	S	S
VEHICULAR	MB	FX	CB	RL	TB	IB
2-Year Roadside Assistance	S	S	S	S	S	S
Chassis Battery Disconnect	S	S	S	S	S	S
Powder Coated Steel Undercarriage Support Structure	S	S	S	S	S	S
CONSTRUCTION	MB	FX	CB	RL	TB	IB
Dinette Slide-Out	S	S	S	-	-	-
Frameless Tinted All Glass Awning Style Windows	S	S	S	S	S	S
Vacuum-Bonded Aluminum Framed Insulated Contoured Sidewalls c/w Fiberglass Exterior	S	S	S	S	S	S
Vacuum-Bonded Aluminum Framed Insulated Domed Roof c/w Fiberglass Exterior	S	S	S	S	S	S
Vacuum-Bonded Steel Framed Insulated Floor c/w Composite Exterior	S	S	S	S	S	S

EXTERIOR	MB	FX	CB	RL	TB	IB
Chrome Automotive Style "LTV" Branding	S	S	S	S	S	S
Contoured Entrance Door c/w Screen Door and Window	S	S	S	S	S	S
Contoured Fiberglass Baggage Doors c/w Top Continuous Hinge and Draw Tight Latches	S	S	S	S	S	S
Illuminated Assist Handle	S	S	S	S	S	S
Large Pass Through Exterior Storage Compartment c/w Light	-	-	-	S	S	S
LED Patio Light	S	S	S	S	S	S
Painted Color Matched Front Bumper	S	S	S	S	S	S
Painted Fiberglass Running Boards and Flares	S	S	S	S	S	S
Painted Full Body c/w Clear Coat	S	S	S	S	S	S
Powered Retractable Entrance Step	S	S	S	S	S	S
Water Pump Switch in Utility Center	S	S	S	S	S	S
INTERIOR	MB	FX	CB	RL	TB	IB
Coach Floor Extension	-	-	-	S	-	-
Curved Soft Close Overhead Cabinetry Doors c/w Hidden Catch	S	S	S	S	S	S
Day/Night Roller Shades	S	S	S	S	S	S
Dry Chemical Fire Extinguisher	S	S	S	S	S	S
Full Extension Ball Bearing Soft Close Drawer Tracks	S	S	S	S	S	S
Illuminated Assist Handle	S	S	S	S	S	S
LED Above Cabinet Hidden Accent Lighting	S	S	S	S	S	S
LED Ceiling Light Panels c/w Dimmer in Bedroom and Living Areas	-	-	-	S	-	-
LED Ceiling Lighting c/w Dimmer in Bedroom and Living Areas	S	S	S	-	S	S
LED Recessed Strip Lighting Under Overhead Cabinets	S	S	S	S	S	S
Opening Skylight c/w Screen and Shade	S	S	S	S	S	S
Smoke, LP and CO Detectors	S	S	S	S	S	S
Soft Vinyl Ceiling Headliner	S	S	S	S	S	S
Tile Look Vinyl Flooring Throughout	S	S	S	S	S	S
Ultraleather® Valances	S	S	S	-	S	S

FURNITURE	MB	FX	CB	RL	TB	IB
Cloth Fabric Rear Sofa c/w Hidden Table and Ottoman	-	S	-	-	-	-
Corner Bed c/w Decorative Bedspread (52" x 76" Sleeping Area)	-	-	S	-	-	-
Island Bed c/w Decorative Bedspread (58" x 74" Sleeping Area)	-	-	-	-	-	S
Manual Murphy Bed (58" x 74" Sleeping Area)	-	-	-	S	-	-
Manual Murphy Bed (68" x 76" Sleeping Area) c/w Adjustable Backrests	S	S	-	-	-	-
Twin Bed/King Bed c/w Decorative Bedspreads (2-34"x76" or 1-88"x76" Sleeping Area)	-	-	-	-	S	-
Ultraleather® Booth Dinette c/w Easy Lift Table (40" x 68" Sleeping Area)	-	-	S	-	-	-
Ultraleather® Leisure Lounge Express Dinette c/w Folding Table	-	-	-	S	S	S
Ultraleather® Leisure Lounge System Dinette c/w Flexible Seating and Dining Arrangements	S	S	-	-	-	-
Ultraleather® Rear Sofa c/w 2 Power Recliners	-	-	-	S	-	-
GALLEY	MB	FX	CB	RL	TB	IB
Accessory Rail	S	S	S	S	S	S
Contoured Solid Surface Corian® Countertop	S	S	S	S	S	S
Convection Microwave Oven	S	S	S	S	S	S
Countertop Extension	S	-	-	S	S	S
Double Door, 3-way, 6.7 ft³ Refrigerator Freezer	S	S	S	S	S	S
Flush Mount LP Cooktop c/w Hinged Glass Cover	S	S	S	S	S	S
Garbage Can	S	-	-	S	S	S
Pull Out Pantry	S	S	S	S	S	S
Stainless Steel Backsplash	S	S	S	S	S	S
Stainless Steel Undermount Sink c/w Sink Cover	S	S	S	S	S	S
LAVATORY	MB	FX	CB	RL	TB	IB
Accessory Rail	S	S	S	S	S	S
Ceramic Foot Flush Toilet c/w Hand Sprayer	S	S	S	-	-	-
Ceramic Macerator Toilet	-	-	-	S	S	S
Curved Glass Shower Door	S	-	-	-	-	-
Flip Down Towel Bar in Shower	S	S	S	S	S	S
Grab Handle in Shower	S	S	S	S	S	S
Medicine Cabinet c/w Towel Bar	S	S	S	S	S	S
Retractable Self Cleaning Shower Screen	-	S	S	S	S	S
Robe Hook in Shower	S	S	S	S	S	S
Shower c/w Integrated Storage	S	S	S	S	S	S
Shower Skylight	S	S	S	S	S	S
Solid Surface Seamless Sink	S	-	-	-	-	-
Stainless Steel Undermount Sink	-	S	S	S	S	S
Water Pump Switch in Lavatory	S	S	S	S	S	S


ENTERTAINMENT	MB	FX	CB	RL	TB	IB
24" TV Secondary	-	S	S	-	S	S
28" TV Primary c/w Sound Bar	-	S	S	-	S	S
28" TV Secondary c/w Sound Bar	-	-	-	S	-	-
32" Smart TV Primary and Sound Bar	-	-	-	S	-	-
40" Smart TV Primary c/w TV Lift and Sound Bar and Subwoofer	S	-	-	-	-	-
Exterior Cable TV Hookup	S	S	S	S	S	S
Winegard Connect 2.0 Wi-Fi Extender with 4G LTE c/w Integrated TV Antenna	S	S	S	S	S	S
Satellite Dish Pre-Wire	S	S	S	S	S	S
Smart Blu-ray Player	S	S	S	S	S	S
USB Outlets in Bed and Living Areas	S	S	S	S	S	S
HEATING, VENTILATING, AC	MB	FX	CB	RL	TB	IB
16,000 BTU Furnace	S	S	S	S	S	S
Lavatory Fan and Thermal Controlled Fan in Galley	S	S	S	S	S	S
Low Profile 15,000 BTU Ducted Air Conditioner c/w Heat Pump	S	S	S	S	S	S
ELECTRICAL	MB	FX	CB	RL	TB	IB
120V GFI Receptacle (Patio, Galley and Lavatory Protected)	S	S	S	S	S	S
12V Battery Disconnect	S	S	S	S	S	S
2000W Pure Sine Inverter c/w 80AMP Battery Charger	S	S	S	S	S	S
30 ft Power Cord	S	S	S	S	S	S
Dual 6V AGM Coach Batteries	S	S	S	S	S	S
MultiPlex Wiring Control System	-	-	-	S	-	-
Surge Protector	S	S	S	S	S	S


SPECIFICATIONS	U24MB	U24FX	U24CB	U24RL	U24IB	U24TB
GVWR – lb (kg)	11,030 (5003)	11,030 (5003)	11,030 (5003)	11,030 (5003)	11,030 (5003)	11,030 (5003)
Wheelbase – in (mm)	170" (4326)	170" (4326)	170" (4326)	170" (4326)	170" (4326)	170" (4326)
Length – ft (mm)	25'1" (7645)	25'1" (7645)	25'1" (7645)	25'1" (7645)	25'1" (7645)	25'1" (7645)
Width – ft (mm)	7' 11" (2416)	7' 11" (2416)	7' 11" (2416)	7' 11" (2416)	7' 11" (2416)	7' 11" (2416)
Height Inc. A/C – ft (mm)	10'6" (3200)	10'6" (3200)	10'6" (3200)	10'6" (3200)	10'6" (3200)	10'6" (3200)
Interior Height – ft (mm)	6'5" (1958)	6'5" (1958)	6'5" (1958)	6'5" (1958)	6'5" (1958)	6'5" (1958)
Fresh Water Capacity – Gal. (L)	25.6 (97)	25.6 (97)	36.5 (138)	25.6 (97)	36.5 (138)	36.5 (138)
Grey Holding Tank Cap. – Gal. (L)	35 (133)	35 (133)	35 (133)	35 (133)	35 (133)	35 (133)
Black Holding Tank Cap. – Gal. (L)	30.6 (116)	30.6 (116)	30.6 (116)	30.6 (116)	30.6 (116)	30.6 (116)
Fuel Capacity – Gal. (L)	24.5 (93)	24.5 (93)	24.5 (93)	24.5 (93)	24.5 (93)	24.5 (93)
Propane Capacity – Gal. (L)	15.8 (59.8)	15.8 (59.8)	15.8 (59.8)	15.8 (59.8)	15.8 (59.8)	15.8 (59.8)
Exterior Storage Capacity – ft³ (L)	55 (1557)	34 (963)	36 (1019)	30 (850)	63/ (1784)	54 (1529)


All capacities in US Gallons. Feature list may not be complete. Please visit leisurevans.com for a comprehensive list of standard & optional equipment.

PLUMBING AND LP SYSTEMS	MB	FX	CB	RL	TB	IB
Antifreeze Pick Up Kit	S	S	S	S	S	S
Black Tank Flushing System	S	S	S	S	S	S
Contained Sewer Hose	S	S	S	S	S	S
Exterior Shower	S	S	S	S	S	S
Instant Water Heater	S	S	S	S	S	S
LP Tank	S	S	S	S	S	S
Quick Connect Exterior Accessory LP Outlet	S	S	S	S	S	S
Tank Level, Battery Monitoring Panel	S	S	S	S	S	S
Water Filtration System	S	S	S	S	S	S
Water Heater – Truma AquaGo Comfort Plus	S	S	S	S	S	S
Water Heater By-Pass Valve	S	S	S	S	S	S
Water Selector Valve (City Water or Water Tank Fill)	S	S	S	S	S	S
AWNING PACKAGES	MB	FX	CB	RL	TB	IB
Powered Direct Response System Box Awning c/w LED Lights	S	S	S	S	S	S
Slide Topper Awning	S	S	S	-	-	-
CERTIFICATION	MB	FX	CB	RL	TB	IB
Canadian Certification (Mandatory for Canada)	O	O	O	O	O	O
RVIA Certification	S	S	S	S	S	S
WARRANTY	MB	FX	CB	RL	TB	IB
Mercedes-Benz – 3 Years/60,000 km (36,000 miles)	S	S	S	S	S	S
Mercedes-Benz Engine – 5 Years/160,000 km (100,000 miles)	S	S	S	S	S	S
Triple E RV – 2-Years/40,000 km (24,000 miles)	S	S	S	S	S	S

OPTIONAL EQUIPMENT	MB	FX	CB	RL	TB	IB
200W Flex Low Profile Solar Panel c/w Control Panel	O	O	O	O	O	O
400W Flex Low Profile Solar Panel c/w Control Panel	O	O	O	O	O	O
3.2 KW Diesel Generator c/w Auto Changeover Switch	O	O	O	-	O	O
3.6 KW LP Generator c/w Auto Start and Auto Changeover Switch	O	O	O	O	O	O
4-Point Self-Leveling Jacks	O	O	O	O	O	O
Alcoa Dura-Bright® Aluminum Wheels (4 Wheels Dura-Bright®, All 6 Aluminum)	O	O	O	O	O	O
Auto Acquisition Satellite Dish	O	O	O	O	O	O
Dual 12V Lithium Coach Batteries	O	O	O	O	O	O
Exterior Ladder	O	O	O	O	O	O
Exterior Table	O	O	O	O	O	O
FENIX NTM® Matte Overhead Cabinet Door Upgrade	O	O	O	O	O	O
Inflatable Bed for front Dinette (45" x 88" Sleeping Area)	-	-	-	O	O	O
Keyless Entrance Door	O	O	O	O	O	O
Macerator Sewage Discharge c/w Manual Disconnect	O	O	O	O	O	O
Removable Front Table between Captain Chairs	O	O	O	-	-	-
Safe	O	O	O	O	O	O
Thermal Controlled Fan c/w Rain Sensor Upgrade in Galley and Lavatory	O	O	O	-	O	O
Ultraleather® Leisure Lounge System Plus Dinette c/w 2 Rotating Power Recliners	O	-	-	-	-	-
Ultraleather® Rear Sofa c/w Hidden Table and Ottoman	-	O	-	-	-	-
Ultraleather® U-Lounge Dinette c/w Easy Lift Table (40"x69" Sleeping Area)	-	-	O	-	-	-

 **TWO-YEAR LIMITED WARRANTY**
Leisure Travel Vans is proud to offer a two-year (24,000 miles/40,000 km) limited coach warranty and a three-year limited warranty on structure. Please see your dealer for further details.

 **ROADSIDE ASSISTANCE**
Every new Leisure Travel Van purchase includes a two-year fully paid roadside assistance, emergency road service, and special warranty support benefits that follow you throughout Canada and the USA. Services include: flat tire changes, towing, mobile mechanic, RV technical support, lock-out service, fuel delivery, jump-starts, service appointments and more.

 **MYLTV**
MyLTV is the online home for Leisure Travel Vans owners. Within your customized MyLTV dashboard you can learn more about your RV, join a Travelers Club, connect with other owners, earn rewards, view upcoming events and more! Visit leisurevans.com/mylrv to sign up.

Our vision is to be a premier company. We're inspired by the freedom to explore and driven by a commitment to growing our community.

In 2015, we were proud to celebrate 50 years of business in the recreational vehicle industry. We look fondly over our journey with a deep sense of gratitude to those who went before us, to our loyal customers who have supported us, to the many hundreds of employees who served the company so well, and to our dealers who represented the company and sold our products.

Our story began in 1965 when P.W. Enns, who owned a plumbing and heating business in Winkler, Manitoba, Canada, took an interest in manufacturing travel trailers while visiting Elkhart, Indiana, on a volunteer trip. Arriving home with his newfound business venture, he enlisted the help of his two sons-in-law, Philipp R Ens and Peter Elias. With enthusiasm and energy Triple E was born. The three Es – Enns, Ens, and Elias – became the components of our name, Triple E Recreational Vehicles.

The company started with great modesty. What began as a family-owned operation, with a small group of employees, has today developed into a leading RV manufacturer. Over the years many different models were introduced. From travel trailers, fifth-wheels, Class A motorhomes to our current line-up of Class C motorhomes, these products represent over 50 years of hard work, and hundreds of thousands of hours of commitment and dedication from our employees.

Triple E is fortunate to be located in an area with a rich cultural heritage. Our employees are highly skilled craftspeople with strong work ethic and unwavering dedication. Our commitment to quality and listening to our customers' invaluable feedback has been the foundation of our success. We have seen many changes within the RV industry and, today, Triple E remains one of the last surviving RV manufacturers in Canada.

Today we look to the future with renewed energy and optimism. The company has strong leadership and an excellent workforce. Our products are recognized as some of the finest in the industry. The next generation of our company is driven by innovation while remaining committed to our long-standing history of quality craftsmanship.

Over 50 years later our vision remains committed to being a premier company. We're inspired by the freedom to explore and driven by a commitment to growing our community of employees, customers, dealers, suppliers, and our local community. May you experience the joy of companionship, surprise and adventure, as the road leads you on your journey ahead.

Founder P.W. Enns, pictured with the first Class A motorhome designed and manufactured in Canada, 1967.

Triple E Recreational Vehicles

301 Roblin Blvd, Winkler, MB, Canada, R6W 4C4. Telephone: 1-204-325-4361 Toll-Free: 1-877-992-9906 Fax: 1-204-325-5241

Leisure Travel Vans is a brand of Triple E Canada Ltd. Product improvement is a continuing process at Triple E RV. We reserve the right to change specifications, standards and options on any and all products without prior notice; errors and omissions excepted. Triple E RV is under no obligation to undertake modifications to units manufactured prior to changes in specifications. Units may be shown with optional equipment. Photo accessories are not included. Brochure printed in Canada. 09/2020.

**LAMESA REC
VAN**
LaMesaRV.com
800-496-8778

